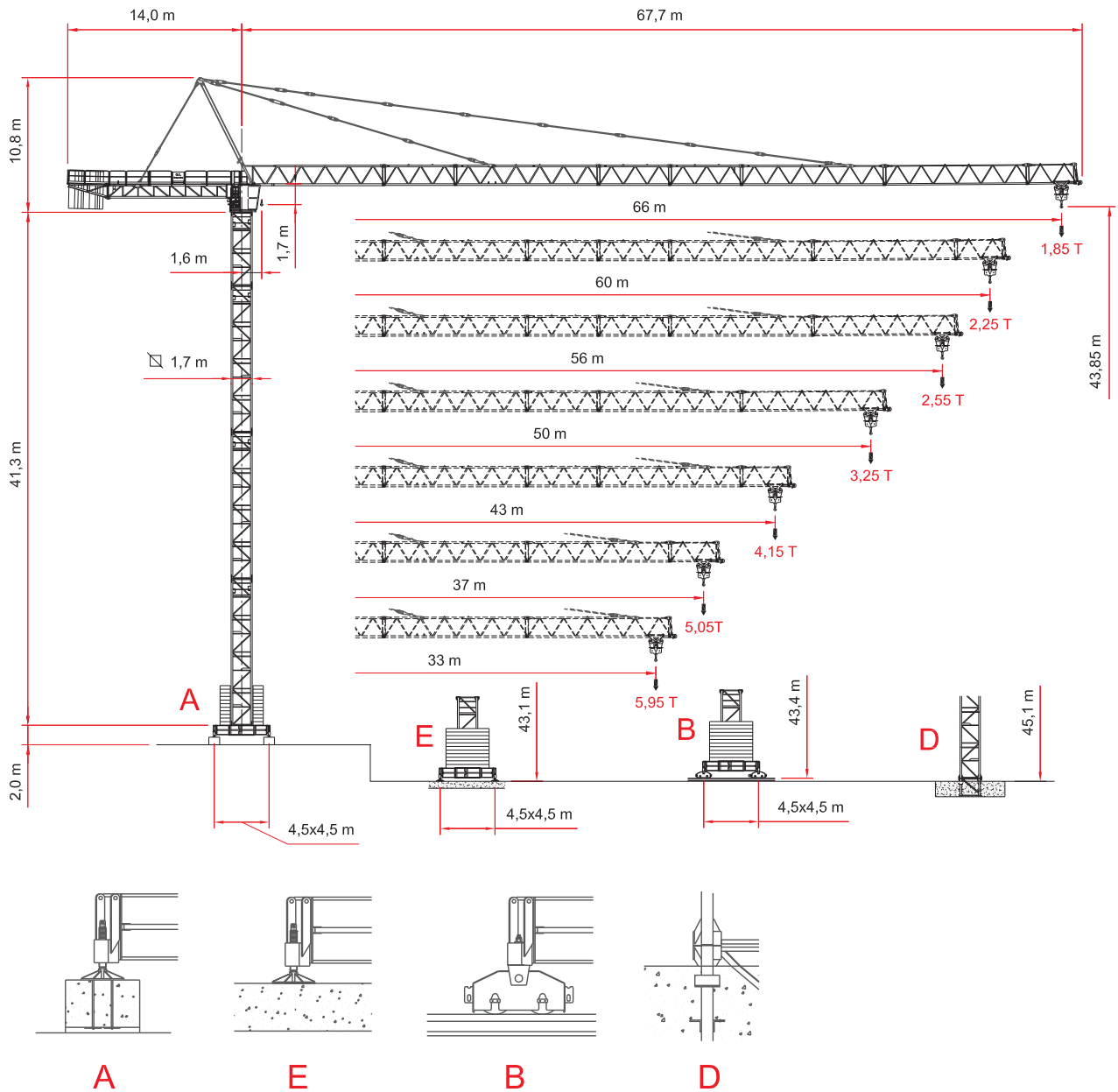


HAMMER HEAD CRANE



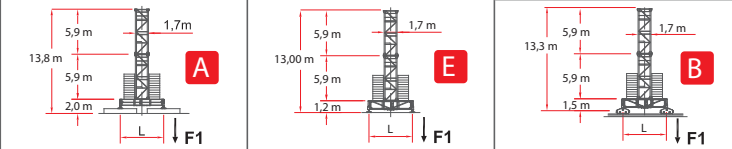
H = Height under hook
 Altezza sotto gancio
 Hauteur sous crochet
 Altura bajo el gancho
 Высота под крюком

TOWER CONFIGURATION - REACTIONS

CONFIGURAZIONE TORRE - REAZIONI / CONFIGURATION TOUR - RÉACTIONS / TORRE DE CONFIGURACIÓN - REACCIONES / КОНФИГУРАЦИЯ БАШНИ - РЕАКЦИИ

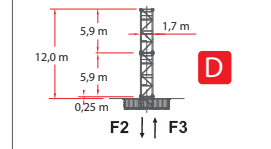
1,7 - L=4,5 mt.

H (m)	Z (t)	F1 (kN)	H (m)	Z (t)	F1 (kN)	H (m)	Z (t)	F1 (kN)
7	-	-	7	-	-	7	-	-
6	-	-	6	-	-	6	-	-
5	43,9	81,08	5	43,1	76,7	5	43,4	76,7
4	38,0	69,28	4	37,2	70,8	4	37,5	70,8
3	32,1	69,28	3	31,3	70,8	3	31,6	70,8
2	26,2	69,28	2	25,4	70,8	2	25,7	70,8
(5,9 m) +1	20,3	69,28	(5,9 m) +1	19,5	70,8	(5,9 m) +1	19,8	70,8



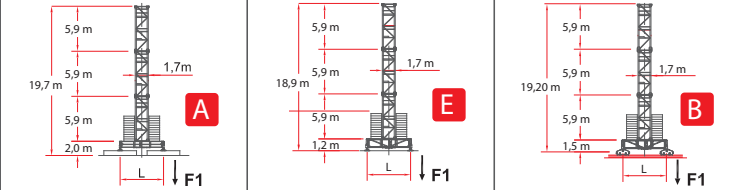
1,7 mt.

H (m)	F2 (kN)	F3 (kN)
7	-	-
2,95 m 6	45,1	1276
5	42,2	1183
4	36,3	1073
3	30,4	979
2	24,5	899
(5,9 m) +1	18,6	831



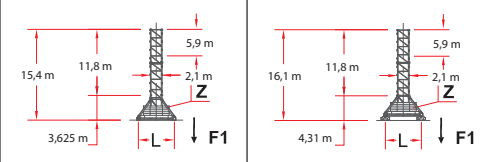
1,7 - L=6,0 mt.

H (m)	Z (t)	F1 (kN)	H (m)	Z (t)	F1 (kN)	H (m)	Z (t)	F1 (kN)
2,95 m 6	46,8	63,38	2,95 m 6	46,0	64,9	2,95 m 6	46,3	64,9
5	43,9	51,58	5	43,1	59,0	5	43,4	59,0
4	38,0	45,68	4	37,2	53,1	4	37,5	53,1
3	32,1	45,68	3	31,3	41,3	3	31,6	41,3
2	26,2	45,68	2	25,4	41,3	2	25,7	41,3
(5,9 m) +1	20,3	45,68	(5,9 m) +1	19,5	41,3	(5,9 m) +1	19,8	41,3

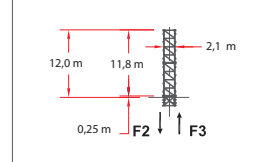


2,1 mt.

H (m)	Z (t)	F1 (kN)	H (m)	Z (t)	F1 (kN)
7	60,0	96,46	5	60,7	96,46
6	54,1	70,62	6	54,8	70,62
5	48,2	64,16	5	48,9	64,16
4	42,3	51,24	4	43,0	51,24
3	36,4	44,78	3	37,1	44,78
2	-	-	2	-	-
(5,9 m) +1	-	-	(5,9 m) +1	-	-








H (m)	F2 (kN)	F3 (kN)
7	56,4	1873
6	50,5	1507
5	44,6	1185
4	38,7	944
3	32,8	865
2	26,9	798
(5,9 m) +1	-	-



LOAD DIAGRAMS **_8.0 T / 4.0 T _10.0 T / 5.0 T**




DIAGRAMMA DI PORTATA / DIAGRAMME DE CHARGE UTILE / CURVAS DE CARGA /
 ДИАГРАММА ГРУЗОПОДЪЕМНОСТИ




Portata max / Max s.w.l. Charge maxi / Max. Tragfähigkeit		 8000 Kg. / 4000 Kg. 								 10000 Kg. / 5000 Kg. 									
Sbraccio / Jib Ausladung / Portée	m.	33	37	43	50	56	60	66	33	37	43	50	56	60	66				
Campo di portata max da Max s.w.l. range from Charge maxi de Max. Tragfähigkeit von	2,8 m	a to à bis	25,52	25,0	24,07	23,60	21,85	21,36	20,47	20,98	20,51	19,93	18,61	18,00	17,36	16,65			
Sbraccio (m.) Radius (m.) Portée (m.) Ausladung (m.)		16	8000	8000	8000	8000	8000	8000	8000	10000	10000	10000	10000	10000	10000	10000			
		18	8000	8000	8000	8000	8000	8000	8000	10000	10000	10000	10000	10000	9588	9136			
		20	8000	8000	8000	8000	8000	8000	8000	10000	10000	9958	9330	8856	8485	8080			
		22	8000	8000	8000	8000	7937	7731	7363	9474	9228	8925	8356	7927	7591	7224			
		24	8000	8000	8000	7801	7182	6993	6657	8568	8347	8070	7551	7159	6852	6517			
		26	7830	7611	7498	7116	6546	6373	6063	7810	7607	7352	6874	6513	6231	5922			
		28	7194	6990	6886	6533	6005	5844	5557	7163	6975	6739	6296	5962	5701	5415			
		30	6645	6456	6358	6029	5538	5388	5121	6606	6431	6211	5799	5487	5244	4978			
		32	6167	5989	5898	5590	5131	4991	4741	6120	5956	5750	5365	5073	4846	4597			
		33	5950	5778	5690	5392	4946	4810	4568	5900	5741	5542	5168	4886	4665	4424			
	36		5216	5136	4862	4455	4331	4110		5169	4987	4645	4387	4185	3965				
	37		5050	4972	4706	4310	4189	3974		5000	4823	4490	4239	4043	3829				
	40			4529	4284	3918	3807	3608		4380	4073	3841	3660	3462					
	42			4270	4037	3689	3583	3394		4120	3828	3608	3436	3247					
	43				4150	3922	3583	3479	3295		4000	3715	3500	3332	3148				
	46					3609	3292	3195	3023			3405	3204	3047	2875				
	48						3422	3118	3026	2861			3220	3027	2877	2713			
	50							3250	2959	2870	2712			3050	2865	2721	2564		
	52								2812	2727	2575				2716	2577	2426		
	54									2676	2594	2448				2578	2445	2299	
56										2550	2471	2330				2450	2321	2181	
58											2357	2221					2207	2071	
60												2250	2118					2100	1969
62													2023						1873
64														1934					1784
66															1850				1700
Solo tiro semplice: Two reeving only: Mouflage à deux brins seulement: Nur zwei stränge:		+ 100 Kg.								150 Kg.									

Con sistema "ULTRALIFT" tutte le portate intermedie sono aumentate dei 10%
 All intermediate loads are increased of 10% if the crane is equipped with "ULTRALIFT" control
 Les charges intermédiaires sont augmentées de 10% si la grue est équipée avec contrôle "ULTRALIFT"

HOISTING WINCH INVERTER - PERFORMANCES

MECCANISMI / MÉCANISMES / MECANISMOS / МЕХАНИЗМЫ

	Velocità - Speed Vitesse - Geschwindigkeit	Potenza - Power Puissance - Leistung
Rotazione - Slewing Orientation - Schwenken 	0,26 / 0,48 / 0,7 min ⁻¹	2 x 4 Kw
Carrello - Trolley Chariot - Katzfahren 	18,8 / 35,2 / 54 m/min	6,6 Kw
Traslazione - Rail Translation - Kranfahren 	20 m/min	2 x 4 Kw

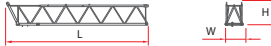








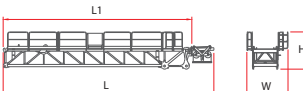


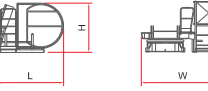
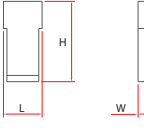
Tipo - Type - Tipe - Type 	Potenza-power puissance - Leistung		Fune rope cable Seil m	Marcia Step Vitesse Gang	 Carico load charge last kg		 Carico load charge last kg	
	CV - ch PS - hp	kW			Velocità speed Geschw vitesse m/min	Velocità speed Geschw vitesse m/min		
40 HP - 4/8 VF	40	30	240 450 LB	1	4000	7	8000	3,5
				2	4000	21	8000	10,5
				3	4000	35	8000	17,5
				4	2200	56	4400	28
				5	1500	70	3000	35
				5 (*)	0 - 600	85	0 - 1200	42,5
40 HP - 5/10 VF	40	30	190	1	5000	6	10000	3
				2	5000	12	10000	6
				3	5000	22	10000	11
				4	3000	34	6000	17
				5	2000	44	4000	22
				5 (*)	0 - 600	52	0 - 1200	26
60 HP - 4/8 VF	60	45	520 LB	1	4000	7	8000	3,5
				2	4000	21	8000	10,5
				3	4000	35	8000	17,5
				4	3000	55	6000	27,5
				5	2000	75	4000	37,5
				5 (*)	0 - 750	90	0 - 1500	45
60 HP - 5/10 VF	60	45	230 430 LB	1	5000	8	10000	4
				2	5000	22	10000	11
				3	5000	38	10000	19
				4	3500	55	7000	27,5
				5	2400	70	4800	35
				5 (*)	0 - 750	90	0 - 1500	45

Conforme alla direttiva 2000/14/CE sul livello acustico - In compliance with the 2000/14/CE instruction on noise level - Conforme directive 2000/14/CE sur le niveau acoustique - Gemiss 2000/14/CE ber Schall - Leistungspegel - Conforme con la directive 2000/14/CE sobre el nivel acustico

Forza motrice totale - Total installed power Puissance totale des moteurs - Gesamt-motorenleistung	30 Kw (40 HP)	45 Kw (60 HP)
(*) speed automatically controlled by a current sensor / velocità regolata automaticamente da sensore di corrente / vitesse réglée automatiquement par capteur de courant / acelarar controlado automáticamente por un sensor de corriente / скорость автоматически регулируется датчиком тока	36 Kw	48 Kw


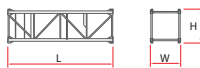
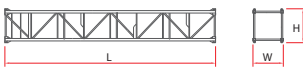







PACKING LIST

LISTA DEI COLLI / LISTE DE COLISAGE / LISTA DE CONTENIDO / ВЕС И ГАБАРИТНЫЕ РАЗМЕРЫ

Pos. Item	Pezzi Pieces	Denominazione Description	Schizzo Sketch	Dimensioni Dimensions			Peso Weight		
				L	W	H	Unit	Total	
1	1	Elemento di freccia Jib element Elément de flèche Ausleger	n° 1 	11,650	1,500	1,990	1712	-	
	1		n° 2 	6,010	1,500	1,675	705	-	
	1		n° 3 	11,770	1,500	1,675	1405	-	
	2		n° 4 	6,010	1,500	1,675	660	-	
	1		n° 5 	11,775	1,500	1,685	1261	-	
	1		n° 6 	11,790	1,500	1,685	1023	-	
	1		n° 7 	4,110	1,500	1,685	374	-	
	1		Puntale freccia Jib point Elément pointe Spitzelement		1,300	1,530	1,725	90	-
2	1	Cuspide A frame Pointe Tutmspitze		7,820	1,700	0,530	720	-	
3	1	Controfreccia, argano di sollev., quadro elettrico, carrello freccia etc. Counterjib, hoisting winch, trolley jib, electrical box etc. Contreflèche tournante, treuil de levage, chariot de flèche, armoire électrique etc. Gegenausleger, Hubwinde, Laufkatze Schaltschrank etc.		13,350 (L1) 11,950	2,605	2,400	7400 6550	- -	
	1	Controfreccia, argano di sollev., quadro elettrico, carrello freccia, portablocchi Counterjib, hoisting winch, trolley jib, electrical box etc. Contreflèche, treuil de levage, chariot de flèche, armoire électrique, élément terminal Gegenausleger, Hubwinde, Laufkatze Schaltschrank Gegenwichtelemant		16,480	2,605	2,400	8200	-	
4	1	Gruppo girevole Slewing table Table tournante Drehgruppe		1,900	3,200	1,900	4150	-	
5	1	Ballatoio cabina, cabina Access balcony, cabin Porte cabine Wartung platform		2,470	3,530	2,190	861	-	
6	2	Blocchi di contrappeso Counterweight block Contre-poids Gegengewichtsblöcke		A183	1,670	0,480	2,810	4505	9010
	C183			1,670	0,270	2,810	2535	10140	
	D183			1,670	0,170	2,810	1600	6400	



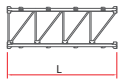

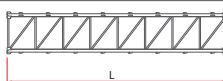



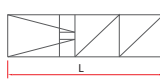







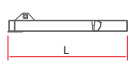





PACKING LIST

LISTA DEI COLLI / LISTE DE COLISAGE / LISTA DE CONTENIDO / ВЕС И ГАБАРИТНЫЕ РАЗМЕРЫ

Pos. Item	Pezzi Pieces	Denominazione Description	Schizzo Sketch	Dimensioni Dimensions			Peso Weight	
				L	W	H	Unit	Total
7	-	Elemento di torre Tower element Élément de mature Turmstück		2,950	1,900	1,700	1335	-
8	-			5,900	1,900	1,700	2267	-
9	-			11,800	1,900	1,700	4135	-
10	1	Tronchetto di fondazione Expendable foundation element Élément a sceller Fundamentanker		1,465	1,980	1,980	830	-
11	1	Trave principale della crociera di base Base main beam Poutre de chassis de base Hauptträger für Kreuzgelenk		6,524	0,780	0,960	2595	-
12	2	Semitrave della crociera di base Half base beam Semipoutre de chassis de base Halbträger für Kreuzgelenk		3,212	0,680	0,974	1235	2470
13	4	Blocco di appoggio Concrete pad Sabot en béton Betonfuss		3,600	0,900	0,750	5520	22080
14	2	Bilancino di traslazione folle Driving bogie Boggie fou Fahrschemel ohne motorantrieb		1,315	0,222	0,540	600	1200
15	2	Bilancino di traslazione motorizzato Driven bogie Boggie motorisée Fahrschemel mit Motorantrieb		1,427	0,492	0,540	765	1530
16	26	Blocco di zavorra Base ballast block Lest de base Grundballastblöcken		3,600	1,200	0,300	2950	76700

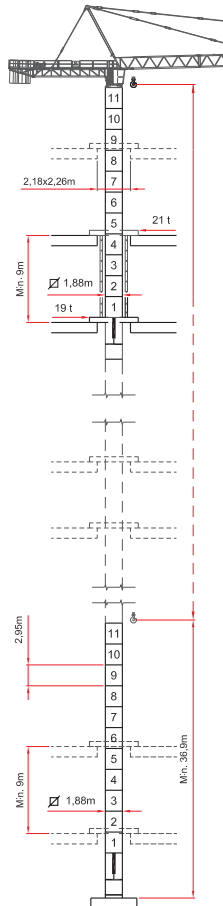
PACKING LIST

LISTA DEI COLLI / LISTE DE COLISAGE / LISTA DE CONTENIDO / ВЕС И ГАБАРИТНЫЕ РАЗМЕРЫ

Pos. Item	Pezzi Pieces	Denominazione Description	Schizzo Sketch	Dimensioni Dimensions			Peso Weight		
				L	W	H	Unit	Total	
HC5 - 2,1 mt.									
16	-				2,950	2,270	2,270	1530	-
17	-	Elemento di torre monolitico Tower element Elément de mature Turmstück			5,900	2,270	2,270	2700	-
18	-				11,800	2,270	2,270	5100	-
19	1	Elemento di base Base element Mat de base Turmbasiselement			3,000	2,475	2,475	1925	-
20	1	Gabbia di montaggio Climbing cage Cage de montage Hydraulikbühne			8,530	3,100	2,300	7670	-
21	1	Tronchetto di fondazione Expendable foundation element Elément a sceller Fundamentanker			1,345	2,400	2,400	820	-
22	4	Puntoni di base Oblique legs Jambes de force Basisdruckstäben			3,640	0,220	0,300	288	1152
23	1	Trave principale della crociera di base Base main beam Poutre de chassis de base Hauptträger für Kreuzgelenk			8,890	0,620	0,720	1575	-
24	2	Semitrave della crociera di base Half base beam Semipoutre de chassis de base Halbträger für Kreuzgelenk			4,340	0,600	0,720	700	1400
25	4	Bilancino di traslazione motorizzato Driven bogie Boggie motorisée Fahrschemel mit Motorantrieb			1,427	0,492	0,540	765	3060
26	1	Telaio di raccordo a spinta Climbing cage connection frame Elément de telescopage Turmstück			2,296	2,296	1,500	1190	-

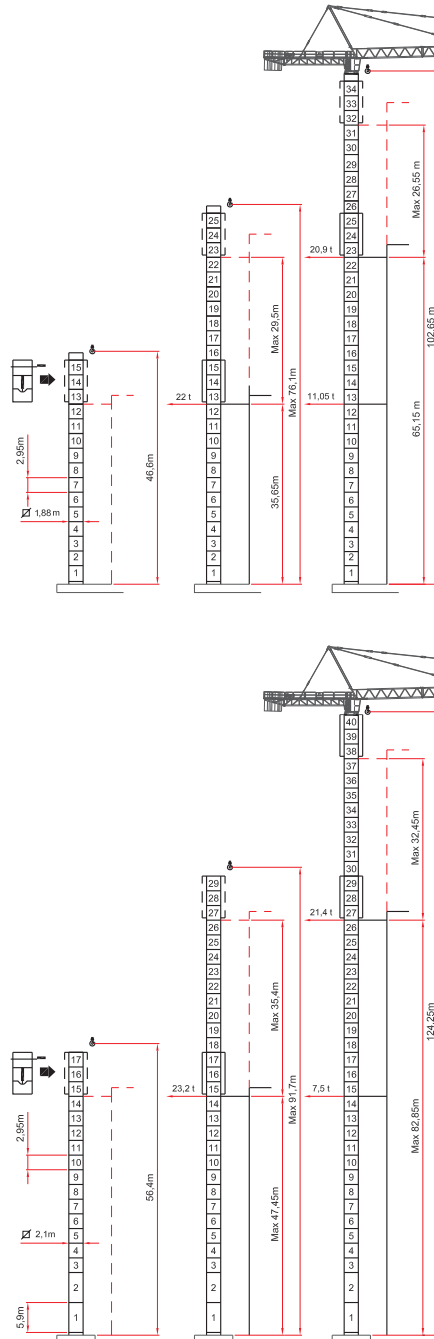
INTERNAL CLIMBING

GRU IN CAVEDIO / TÉLESCOPAGE SUR DALLES /
GRUA EN CAVEDIO / ПОДНИМАЮЩИЙСЯ НА
ПЛИТАХ ПЕРЕКРЫТИЯ



EXTERNAL CLIMBING

SOPRALZO IDRAULICO / TELESCOPABILE / ELEVACIÓN
HIDRÁULICA / ГИДРАВЛИЧЕСКОЕ НАРАЩИВАНИЕ



[MR 183 _REV. _0312] ADL / TECHNICAL DEPARTEMENT

THE DATA OBJECT OF THESE SHEETS ARE SUBJECT TO CHANGE WITHOUT PRIOR NOTICE / I DATI OGGETTO DELLE PRESENTI SCHEDE POTREBBERO SUBIRE MODIFICHE SENZA PREAVVISO / LES INFORMATIONS DONNÉES DANS LES PRÉSENTES FICHES POURRAIENT SUBIR DES MODIFICATIONS SANS PRÉAVIS / LOS DATOS CONTENIDOS EN ESTE FORMULARIO ESTÁN SUJETAS A CAMBIOS SIN PREVIO AVISO / ДАННЫЕ, УКАЗАННЫЕ В НАСТОЯЩИХ СПЕЦИФИКАЦИЯХ, МОГУТ ИЗМЕНЯТЬСЯ БЕЗ ПРЕДВАРИТЕЛЬНОГО ПРЕДУПРЕЖДЕНИЯ.